


HD 116084 13 20 11 -52 00 6.1 B1

5.82 +0.10 -0.72 8 mag 69



AD116053 13 20 00 -49 43 8.3 B9

7.76	-0.03	-0.46
7.79	-0.05	
7.77	-0.05	-0.46
<u>7.77</u>	-0.04	-0.48


25 Apr 69

Cyril

26 Apr

HW 116 526 13 23 00 -49 07 10.5 09

10.78	+0.085	-0.18	25 Apr 49
10.81	+0.05	-0.18	26 4
<u>10.80</u>	+0.07	-0.18	




HD/116452 13 22 36 -45 46 10.003

9.59 -0.03 -0.31 25 April 9

9.60 -0.02 -0.30 26 "


9.60 -0.025 -0.305



HP 116455

13 22 36 -50 42 10.5-135


10.34	-0.005	-0.72	25 Apr 69
10.28	+0.005	-0.71	26 "
<hr/>			
10.31	0.00	-0.715	



HJD


116558 12 23 12 -49 54 10.5 89

9.78 -0.02 ~0.20 25 Apr 69
9.81 -0.03 ~~0.22~~ 26
9.80 -0.025 -0.21



40116557 13 23 12 -49 39 0.9 0.9

10.38 -0.075 -0.34 25 April 4
10.38 -0.055 -0.35 26
10.38 -0.065 -0.345



H0115988

13 19 36


-43 27

6.7 B.9

6.66 -0.01 -0.09 25 April 69

6.70 -0.02 -0.07 *copy*

6.68 -0.015 -0.08



1.14 256
00


G149-81 13 21 48 +24 36 74.6 +3

12.93 +1.62 +1.115 12 months 30

(R) (D)

1474 +174 +186 1.45 16.1 +3
149-94 13 25 20 +19 17.5

~~14.82~~ +1.83 -12 months → over



116858 + 13 24 44 -24 07 8.78 +92

B 13 25 08 -24 07 8.72 +92

(A) 31 Jan 70 8.72 +0.89 +0.63

8.37 +0.325

8.31 +0.36 4 Apr 70 (A) 8.44

8.33 +0.345 7 Apr 70 8.37

8.34 +0.345 (B) 8.40

8.33 +0.325

8.33 +0.35 4 Apr (A) B 8.38

8.25 +0.35 7 Apr 70 8.30

8.26 +0.34 (3) 8.34

+0.31

+0.34

+0.325

+0.33

+0.32

+0.325


2 Apr 69

3 "

2 Apr 69

3 "

(B) 31 Jan 9.80 +0.92 +0.54



AD116663 13 23 54 -47 20 8.6 134


8.79 +0.02 -0.08 25 Apr 69
8.79 +0.02 -0.06 26

8.79 +0.02 -0.07

AD117055 13 26 36 -48 14 9.6 88


9.38 -0.08 -0.46 25 Apr 69
9.38 -0.085 -0.46 26

9.38 -0.08 -0.46



40117211 13 27 42 -45 18 8.9 85

8.64 50.0 -20.0 -29.8
8.64 50.0 -20.0 -29.8
8.64 50.0 -20.0 -29.8
8.64 50.0 -20.0 -29.8



148

116862 13 25 18 -49 12 6.3033


6.27 -0.14 *Case*

6.28 -0.13 -0.68 25 April 69

6.27 -0.12 *Case*

6.25 -0.13 -0.64 24

6.26 -0.13 -0.66



L-1194-26

~~G-148-59~~

+0.705 -0.09

9.26 24 Apr 66 100'

980.

R =

R₂

970

13 269 + 11 43

10.88 H.10 1 a

~~10.89~~

~~109.86~~ + 1.08 29 July 73

10.88 + 1.09

270226

B

24 16

28

of

1/3 M

19602

Wallygon

10.27

11.20

11.50

12.77

54.5

10.15

HL Prof 51 10.04

19.5

89.6

HL Prof 51 10.04

HL Prof 51 10.04

117458

13 25.3 -49 26 10.2 139

10.44 +0.04 -0.04 5 May 69

20.4
6¹²

