


LTT 1951 4 19.6 -48 46 14.550" 56

14.36 + 0.525 - 0.50 20 cent 20

14.43 + 0.525 - 0.46 30 cent 50

14.40 + 0.525 - 0.48



ADS 3.59

6.06 +0.345 +0.025 (5)
8.27 +0.565 +0.075 (6)

671-308 = 3.63
8.27 - 4.55 = 3.72
3.65

HR1374

4 19.4 -25 5
5.97 +0.34 +0.02 27 Sept 68
6.10 +0.355 +0.035 1.5 cent 12x

AB

6.09 +0.335 +0.045 9 cent 2
6.11 +0.37 0.00 14 7 1969
6.06 +0.33 +0.035 17^{cc}

320
3203
3203
4

6.08 +0.34 +0.04 153
8.28 +0.565 +0.108 76 46
8.28 +0.57 +0.085 40
8.17 +0.55 +0.03 36 11
8.28 +0.58 +0.13 147 169
8.32 +0.58 +0.03
8.26 +0.54 +0.105
8.28 +0.58 +0.085 15 cent

CB

14 cent
17 cent

28159

4

24

56

-00

34

7.5 M1

M1 II

6.12 +0.75 2920070

6.15 +0.77 2920070

6.14 +0.76

95

576

101

475

345

82

3159 4 19.4 -25 51 1950

6.08 +0.36 ~~0.05~~ 24"
6.07 +0.34 25 cent
AB 6.09 +0.33 -0.08 29 Sept 62 low
6.01 +0.36 -0.06 30 "

6.01 +0.34 ~~0.05~~
8.23 +0.58 +0.15 25 cent 100"
D 8.27 +0.55 +0.03 S+00 29 Sept 62 low
8.16 +0.58 +0.02 30 "

8.25 +0.545 +0.25 24"
8.25 +0.56 +0.2

5.97 +0.34 +0.02 27 Sept 68 C 27 4 2 3/5
6.10 +0.355 +0.035 15 Oct 68 34 2 1/5

6.09 +0.335 +0.045 9 " "

6.11 +0.37 0.00 14 Feb 69 37 3 5/8

6.00 +0.33 +0.035 17 Oct 68 35

6.07 +0.34 +0.08 25 Oct 68 100' 59

6.07 +0.345 +0.035

8.17 +0.565 +0.025 100'

8.23 +0.58 +0.15 25 Oct 62 100' 96'

8.24 +0.58 +0.10 17 Oct 68 14

8.34 +0.60 +0.08 14 " "

8.21 +0.59 +0.12 16 Oct " "

8.28 +0.57 +0.085 9 Oct " "

8.32 +0.58 +0.03 14 Feb 69 14 Feb 69

8.26 +0.58 +0.085
4437.1

HR 1374AB 4 20 03 -25 49 5.55 +0.36 112

② orbit ✓
ADS 3159

apical $C = 12^m 39'' 00$

Physical $\rightarrow D = 8.6160 40^0 44^m$

8.27 1767
8.34 +0.60 +0.08 1467
8.24 +0.59 +0.12 2000

~~6.11 +0.28 -0.05) 6.79¹¹⁰~~
~~8.27 +0.52 -0.07)~~
8.25 +

6.09 +0.375 +0.04 1467
6.08 1767

Full

Shambo Und

+17 hrs Sec
2 pth

8.23

+0.58

+0.15

25 cut 1942

100 "

8.24

+0.58

+0.10

17 cut

100 "

8.34

+0.60

+0.08

14 cut

1944 40 "

8.24

+0.59

+0.12

14 cut

100 "

8.25

+0.59

+0.11

—

170

6.07

+0.34

+0.08

25 cut 1942-100 "

6.09

+0.375

+0.04

14 cut

6.08

+0.355

+0.03

17 cut

6.08

+0.365

+0.035

673

6.83

216

(2.67)

1.969

8.4.15 10-2

76.92

2.17

1.06

110.59 x 10-3
54.17 x 10-2

E 215
156

28497 4 28 04 +506 9.2 M3

6.86 + 180 + 206 160.12

7.06 + 178 + 191 208072 1672

6.95 + 1795 + 158 278072 1674

6.93 + 180 + 191 + 158 28072 1670

6.85 + 1775 + 203 4 Jan 74 1657

7.02 + 176 + 154 242009.17

6.95 + 177 + 155 241010.14


6.89 + 176 + 1975 242023.12

5.42 + 1.12 270070

5.50 + 1.16 290070


5.46 + 1.14

5.28 + 1.15⁴⁰⁰ 290072



28424 4 27 50 + 13 50 272100 III

7.07	+0.495	23 Jan 71
<u>7.16</u>	<u>+0.50</u>	12 Nov 71
7.10	+0.50	



28504 4 30 12 -45 25 8.265

$$8.26 + 64 (+0.95) <$$


$$\underline{8.31 + 0.63 + 0.05}$$

$$8.28 + 0.635 + 0.07$$

$$7.44 + 0.235 (16.271)$$

$$\underline{8.12 + 0.25} \quad 27.16271$$

$$8.06 + 0.24$$



28595

4 24 26

+15 02

6.6 gm³

6.33 +1.71 +2.05 23cut 69
6.45 +1.60 +1.74 3 run 69 ?

6.31 +1.67 +2.00 17 run

6.30 +1.69 +2.10 21 run 69

6.31 +1.69 +2.05

5.03 +0.96 ^{2.0} run 69
5.00 +0.94 7 run
5.02 +0.97.5

122

464


129

335

4.1

745

Not HR



	U	B-V	U-B	R	R-I
A	9.67	+0.82	+0.30	9.45	+0.275 2, 2


B	10.45	+0.94	+0.425	10.09	+0.355 2, 1
--------------	-------	-------	--------	-------	-------------

C	12.84	+0.605	+0.57	11.93	+0.28
--------------	-------	--------	-------	-------	-------

A	9.67	+0.82	+0.30	9.45	+0.275 2, 2
---	------	-------	-------	------	-------------

B	12.20	+0.77	+0.12	12.00	+0.26 2, 2
---	-------	-------	-------	-------	------------

C	10.45	+0.90	+0.425	10.09	+0.335 2, 1
---	-------	-------	--------	-------	-------------



(R, I love

29.91467

LDS 123 4 ~~5~~ -58 44 } 11.4 } 65" Sp
 9.36 +0.37 29.0770 } 13.3 }
 9.69 +0.82 +0.32 30 Nov 11" Sp }
 A 9.65 +0.84 +0.32 25 Nov 13.3 }
 9.68 +0.77 +0.33 3 Nov 67 9.5170.28 13.44 70

Nov 10.45 +0.94 +0.43.17 **B** 25 Dec 67 10.09 +0.35 +0.46 (20)
 10.44 +0.85 +0.42 3 Nov 67

11.93 +0.28 29.0770
 C 12.79 +0.91 +0.51 +15 25 Dec / 12.84 +0.90 +0.51 (2)
 12.49 +0.90 +0.51 +13 30 Dec /

B 12.18 +0.71 +0.14 3 Nov 67 12.20 +0.77 +0.12
 12.16 +0.77 +0.14 25 Dec /
 12.23 +0.76 +0.05 25 Dec /

5-10.255

$$\begin{array}{r}
 9.51 + 0.25 \\
 12.07 + 0.24 \\
 12.65 + 0.28
 \end{array}
 \left. \vphantom{\begin{array}{r} 9.51 + 0.25 \\ 12.07 + 0.24 \\ 12.65 + 0.28 \end{array}} \right\} 1328.570$$

$$\begin{array}{r}
 A \quad 9.35 + 0.27 \\
 \quad 9.51 + 0.25
 \end{array}$$

$$\underline{9.45 + 0.275}$$

$$\begin{array}{r}
 B \quad 12.07 + 24
 \end{array}$$

$$\begin{array}{r}
 C \quad 12.65 + 0.25
 \end{array}$$


$$\underline{12.93 + 28}$$

$$\underline{12.54 + 0.26}$$

0.44

LTT 2030 4 32 46 -14 01 15.0g

13.55	+0.525	18 Dec 1968
13.53	(+0.34)	17 Dec
13.43	+0.60	18 Nov. 68
13.61	+0.55	19 " "
<u>13.53</u>		
13.53	+0.56	



LF 360 4 31 26 -39 49.5 13.5 1.00

75

11.41 +0.935 20 nov

(11.55) +0.94 19 Dec 1968


11.45 +0.90 26 Jan 69

11.48 +0.925

12.64 +1.52 +1.16 24 Jul 69

12.50 +1.52 +1.12 9 Feb 70

12.57 +1.52 +1.14




WDF 2030 4 31.9 -14 03 15.0 g 0.44

Chart → 14.22 +1.32 +0.94 6 Dec 66
14.25 +1.20 +0.91 24 Sept 65

N^o (14.61 +0.85 +0.04 30 Dec 67)
14.54 +0.77 +0.28 1 Jan 65
~~14.56 +0.79 +0.12 30 Jan~~
14.57 +0.80 +0.15

→ 14.23 1.26 +0.92 (2)



29370 4 34 20 -42 00 9.0 100

9.34 +1.115 10.755 21 Oct 72

9.27 +1.115 10.76 29 Oct 72

9.30 +1.115 10.76

8.93 +0.335 24 Oct 72

8.94 +0.32 30 Oct 72

8.94
8.94 10.33

17

26386

4

36

41


215

27

585

104

7.44 10.75 290.170




24038 4 33 14 +16 57 7.45124

7.22 +1.18 +1.32 43 III R

6.65 +0.46 246 +70
6.63 +0.425 1A

6.64 +0.44



Number 12

29685

4 87 97

-30 86 50 100

8.94
8.87
8.50

+1.01
+1.01
+1.01

+0.625
+0.65
~~+0.665~~

+0.625 216222

+0.65 266222

8.64 +0.345 246222
8.54
8.58
+0.34
+0.34

6.
HD 29660

4 37 18

-40 15 5.18 6.6

20

9.05

+0.20

29 Dec 65

(9.90

+0.24

30 Dec 65) Wmy *


9.07

+0.20

26 Jan 69

9.06

+0.20



From Ben's

30554 4 37 55 -79 27 8.0 12

$$\begin{array}{r} 8.00 \\ 7.96 \\ \hline 7.98 \end{array} \quad \begin{array}{r} +1.17 \\ +1.10 \\ \hline +1.105 \end{array} \quad \begin{array}{r} +0.72 \\ +0.74 \\ \hline +0.73 \end{array} \quad \begin{array}{r} 216072 \\ 296072 \end{array}$$

$$\begin{array}{r} 7.59 \\ 7.58 \\ \hline 7.58 \end{array} \quad \begin{array}{r} +0.375 \\ +0.375 \\ \hline +0.375 \end{array} \quad \begin{array}{r} 246072 \\ 306072 \end{array}$$

1540479

682-2876

49054 + 4 38 05 + 9 48.5 9.2145) 32
15.773

9.19 + 1.02 + 0.79 18

14.17 + 1.68 - 2.26 77

8.70 + 0.43 102174

12.61 + 1.66 102174

29907 4 38 10 -65 31 9.82 +0.64 ^{sd}

1 mo

9.55 +0.240

9.37 +0.285 12 mo

9.64 +0.24 29 Dec 68

(10.027) +0.26 167169


(9.924) +0.255 15 " "

~~+0.255~~

9.52

11.01 +0.24 4 Apr 70

9.84 +0.62 -0.125 21 Nov 70



R Dutton

781.13
904.10
906.06

5.27 2.08
5.39 2.08
5.42 2.10

+11835
+11855
+11943

Oct 20 Nov

R-I R-I

5.61 +1.655 +0.62 25 Feb 70

5.48 +1.62 +0.62 10 Mar

5.53 +1.65 +0.62 11 Mar

5.27 +1.60 +0.645 6 Apr 70

5.26 +1.43 +0.66 7 Oct 70

5.25 +1.56 +0.73 26 Oct

5.19 +1.545 +0.71 30 Oct 70

5.47 +1.62 +0.80 24 Nov 70

(5.52 +1.805 +0.56 29 Nov 70)


5.49 +1.665 +0.74 2 Jan 71

~~5.27 +1.655~~ +1.835

3.57 +1.95 30 Dec 70

1.57 +1.97 31 Dec 70

1.70 +1.97 3 Jan 71



30361 04 43 50 -47 27 8.32 +60

$$\begin{array}{r} 8.33 + 0.595 + 0.03 \text{ ' } 5 \text{ sec} \\ \underline{8.34 + 0.60} \quad \underline{+ 0.05} \quad \underline{27 \text{ sec}} \\ 8.33 + 0.60 + 0.04 \end{array}$$



T Case 4 46 13 -36 15.5

1564 NY

9.0-10.0

7.62 +2.42 - 20 Oct 71
 7.62 +2.41 - 24 Oct 71
 7.73 +2.30 - 31 Dec 71
 7.77 +2.36 - 29 Jan 72
 7.79 +2.36 - 29 Jan 72
 7.92 +2.44 - 4 Mar 72

 8.06 +2.47 - 20 Dec 72
 8.06 +2.52 - 27 Dec 72

6.32 +0.925 23 Oct
 6.25 +0.92 8 Oct 71
 6.22 +0.90 1 Dec 71
 6.31 +0.885 27 Dec 71
 6.27 +0.935 30 Dec 71
 6.25 +0.92 20 Jan 72
 6.44 +0.93 3 Jan 72

 6.39 +0.95 2 Dec 72

29697

4

39

36

+20

50.5

9.0 + 1.09

7.49 + 0.49 27m 74

R. D. J. v

4 36 21

62 08.5

2.1-8.1 3789

Spinal 11

69

2.35 +2.22 17 Dec 68
 1.96 +2.28 28 Dec 68
 2.31 +2.18 27 Dec 68
 2.25 +2.225 29 "
 2.00 +2.37 26 Jan 69
 1.83 2.43 15 Feb 69

5.52 +1.59 +0.53 15 Dec 69
 5.58 +1.62 +0.55 27 Dec 69
 5.62 +1.62 +0.50 4 Jan 70
 5.64 +1.65 +0.55 31 Jan 70
~~5.60 +1.64 +0.58 9 Feb 70~~
 5.53 +1.57 +0.63 24 Feb 69
 5.55 +1.53 +0.61 20 Jan 69
 5.51 +1.56 +0.70 17 Feb 69

5.79 +1.43 +1.53 23 Oct 69
 5.68 +1.60 +1.54 3 Nov 69
 5.58 +1.62 +0.60 21 Nov 69
 5.64 +1.58 +0.61 3 Dec

Wcp. 12.28 + 0.59 + 0.10 92670

12.77 + 0.605 + 0.03 229m75

12.78 + 0.60 + 0.045

Scp 11.76 + 0.81 + 0.51 92470

11.74 + 0.825 + 0.416 2.29m75

11.75 + 0.82 + 0.415

Over

March 1.30 - 4.75

Rider (cont)

5.45 +1.70 +0.625 15 Jan 71
5.29 +1.685 +0.685 15 Feb 71
5.25 +1.70 +0.645 11 Mar 71
5.29 +1.69 +0.655 26 Mar 71
5.27 +1.705 +0.69 7 Apr 71
5.28 +1.72 +0.575 16 Apr 71

1.30 +1.70 12 May 71
1.34 +1.865 25 May 71
1.22 +1.87 8 Jun 71

74/75

5.88 +1.67 +0.60 23 Nov 74
 5.88 +1.65 +0.585 1 Dec 74
 5.89 +1.67 +0.595 3 Dec 74
 5.90 +1.65 +0.615 7 Dec 74
 5.91 +1.65 +0.57 19 Dec 74
 5.92 +1.65 +0.56 23 Dec 74
 5.88 +1.64 +0.55 26 Dec 74
 5.93 +1.64 +0.535 28 Dec 74
 5.86 +1.66 +0.545 31 Dec 74
 5.67 +1.61 +0.48 15 Jan 75
 5.65 +1.60 +0.455 19 Jan 75

5.60 +1.60 +0.44 22 Jan 75
 5.31 +1.59 +0.51 12 Mar 75

Number #

30240

4 43 17 -24 48

7.8 100

8.01 +0.965 +0.505 2100002

7.99 +0.96 +0.55 2900002

8.00 +0.96 +0.525

7.70 +0.306 2400002

7.71 +0.315 3000002

7.70 +0.31

30361

4 43 51 -47 28 8.2 65'

8.32 + 61 (+0.2) C

8.38 + 58 - 0.02 31/11/71

8.14 + 0.225 11/11/71

8.24 + 0.235 27/11/71

8.14 + 0.23

45030684 4 4630 4639 8.12 + 81

7.86	(+0.37)	26 Jan 69
(8.04)	+0.285	15 Feb 69
<u>7.87</u>	+0.285	20 Nov 69
7.86	+0.285	

8.14 + 0.83 + 0.25 = 2260

8.10 + 0.83 + 0.36 = 3240

8.12 + 0.82 + 0.35 =

14031208

4 52 31 +07 19 7.9 42

7.80 +0.275 7 Apr 70 8.2 112 17"

7.87 +0.24 15 2169

A

8.34 +0.29 16 2169

7.83 +0.28

8.19 +0.86 +0.56

3 1/2 1/4

7.96 +0.285 7 Apr 70

(8.56) +0.315 16 2169

B

8.03 +0.30 15

8.00 +0.30

8.36
~~8.41~~
 8.38

+0.90 +0.62
 +0.89 +0.64
 +0.895 +0.63

3 1/2 1/4

30812

4 49 18

-0 09 7.4 100

7.26 + 1.06 + 96 Norm

7.25 + 1.11 + 0.90 22 Dec 71

7.27 + 1.09 + 0.91 31 Dec 71

7.26 + 1.10 + 0.90 5


~~7.25 + 1.11 + 0.90 22 Dec 71~~

~~7.25 + 1.10 + 0.92~~
9.10

6.81 + 0.39 24 Dec 71

6.85 + 0.385 30 Dec 71

6.83 + 0.385



31059 4 48 26

-56 43

66 m-1171

5.36 +0.9353 16000

5.33 +0.92 22000


~~5.33~~ +0.925 24000

5.33 +0.93

5.44 +0.95 11000

6.58

6.54 +16.75 +1.995 30000




LTT2109	4	50.2	-16	54	1315	0.26	198
2110	4	50.6	-16	56	1855	0.20	410

Chart

2109	11.69	+1.47	+0.94	24 Sept 68
	11.67	+1.47	+0.98	24 Sept 69
	<u>11.68</u>	<u>1.47</u>	<u>0.96</u>	

2110	14.00	+1.20	+1.15	24 Sept 68
	15.30	+0.85	(-0.10)	20 Jun 69
	15.24	+0.96	+0.31	14 July 69
	<u>15.45</u>	<u>+0.98</u>	<u>+0.64</u>	4 Dec 69
	15.33	+0.97	+0.50	



2109 ~~1/2~~ → 4 50 57 -16 52 ←

2109 ~~1/2~~ → 7 50.2 -16 57 : 13.1 g 0.26 144

10 → 50.6 -14 54 ←

→ 4 51 21 -16 54 ←

~~2047~~

736-2-121

2110 only
1969 Feb

10 → do Blue January

~~2110~~ Blue August

2110

2109

Suppliment

146g

1 more Blue of 10

1969 Feb

-10747

4 5218

-

14

9.3 120

$$22 \text{ Dec } 71 \quad 9.50 + 1.05 + 0.775$$


$$31 \text{ Dec } 71 \quad 9.52 + 1.05 + 0.775$$

$$\underline{9.91 + 1.05 + 0.775}$$

$$9.58 + 0.375 + 29 \text{ Dec } 71$$

$$\underline{9.61 + 0.345 + 30 \text{ Dec } 71}$$

$$\underline{9.60 + 0.36}$$



LTT 2109/10

4

50

5-2

13.1 g 0.26

11.64 + 1.47 + 0.94
14.05 27 44.50 + 1.15
15.31 5-40

15.5 g 0.20

~~10.13~~

+ 1.02

27 Nov

10.26

+ 1.16

18 Nov 68

10.41
10.27

+ 1.11
+ 1.10

28 "

14265

14.76

+ 0.385 18 Nov 68

15.05

+ 0.34 27 Nov 68


14.81

+ 0.26 28 "

15.45 + 0.98 + 0.69 Dec 69

14.86

+ 0.33



25.4
HD 31208

4 5.64 +7 18 1500

div 2 7.9 } 16.5
dk 1 8.2 }

A 8.21 +0.93 +0.49 $\frac{326}{100}$ $\frac{62}{62}$

13.5

B 8.40 +0.89 +0.64 $\frac{100^3 20}{62}$

Andung

125

31560 4 54 26 - 28 86 8.12 + 1.08

7.65 + 0.395 12m0771

7.72 + 0.39 25m0771

9.49 70.39

8.14 + 1.065 70.545 112m0771

8.16 + 1.06 + 0.96 26m0771

8.15 + 1.06 + 0.955

780

555

6745

1.6

75 4m0

31460

4

53


84

~~31~~

28

8.04 + 10.58

7.76 + 0.20 = 212671



LFT 381

4 55.3 -61 14 13.5 m 1.10


131-6

$$\begin{array}{r} 376(19) \\ 474(19) \\ \hline 42 \end{array}$$

$$\begin{array}{r} 11.28 +0.75 \quad 30 \text{ Dec } 68 \\ 11.12 +0.72 \quad 26 \text{ Jan } 69 \\ \hline 11.20 +0.735 \end{array}$$

$$\begin{array}{r} 34 \\ \hline 10.50 \\ 9.15 \\ \hline 9.15 \end{array}$$

12.14 +1.43 +1.11 14 Feb 69



31871 4 56 44 -35 14 8.9 110

31871 8.58 11.05 +0.88

861 10.34 291271
862 10.33 301271
862 10.335

Cae
S

4 55 42 -33

7.78 +0.41

12


SR 10

10.9 - 11.5 100 ±

10.83 (+0.26) 2 Apr 64
 10.76 +0.085 3 Apr 69
 10.62 +0.10 Dec 17 1968
 10.60 +0.05 28
 10.81 +0.08 27
 11.06 +0.07 29
 11.03 +0.10 30
 10.60 +0.06 26 Jun 69
 10.87^{oh} +0.105 16 7 69
 10.80 +0.09 15 26 69

South 8.31 +1.39 +1.68
 23 Nov 8.39 +1.39 +1.68
 U-B -0.05:
 R = 11.10

10.94 +0.32 -0.02^{Dec 24}
 10.68 +0.30 -0.04⁶⁹
 11.17 +0.36 -0.04¹⁹⁶⁹
 10.55 +0.34 -0.08^{1 Apr 69}
 11.28 +0.35 -0.02^{23 Nov 69}



V
10.63 +0.360 +0.114 +0.488 2.696

Scale / Lon

10.59 +0.32 -0.09 1 Nov 70

10.56 +0.32 -0.075 24 Nov 70

10.79 +0.345 -0.11 29 Dec 70

10.64 +0.325 -0.085 1 Jan 70

10.57 +0.30 -0.05 2 Jan 71 8:20 PM

10.67 +0.34 -0.07 2 " " 9:50

10.47 +0.355 -0.05 3 " " 0:45 AM

R Sep (cont)

4.55 +1.03 28 Oct 71

4.61 +1.07 18 Oct 71

4.59 +1.09 23 Oct 71

~~4.55~~

6.49 +4.24 - 20 Oct 71

6.55 +4.26 - 24 Oct 71

~~7.32 +4.27 - 24 Oct 1971~~

7.22 +4.31 - 24 Oct 11. 1971

2957 . 4 5-7.3 -14 53 5-5-26

Adup

7.14 + 4.06 - 27 news

7.24 + 4.00 - 1 Dec 65

7.46 + 4.03 - 23 Dec 65

7.55 + 3.96 - 30 Dec 65

BW

- 5.30 + 1.69 3 Dec 65

Dec 24 +0.625 +0.61 +0.91

Jan 5 +0.645 +0.74 +1.25

Apr 28 +0.605 +0.68 +1.24

Jul 22 +0.69 +0.55 +2.12

1473/4

2442009.18 7.32+4.27-

2442010.15 7.22+4.31-

2442023.12 7.30+4.48-

1.60 +1.96

$\frac{1.60}{2}$
 $\frac{1.96}{2}$

 $\frac{1.60}{1.65}$

-50

4.35

5.24+1.11 2442011.14

5.16 +1.10 2028.06

5.2
1.07

4.92
1.40
3.9

R legs

4 58 14 -14 51 482^d N

5.9-10.5

over

8.70 +4.67 - 29 Dec 70

8.77 +4.82 - 15 Jan 71

~~8.70~~ +4.73 - 15 Jan 71

8.22 +4.84 - 11 Mar 71

8.16 +4.86 - 26 Mar 71

8.04 +4.88 - 7 Apr 71

6.49 +4.24 - 20 Oct 71

6.08 +1.05 ^{1.3} 30 Dec 70

6.03 +1.14 3 Jan 71

5.96 +1.14 23 Jan 71

5.76 +1.16 21 Feb 71

5.70 +1.18 12 Mar 71

5.68 +1.25 25 Mar 71

5.51 +1.15 8 Apr 71

5.47 +1.08 14 Apr 71

4.55 +1.03 28 Sep 71
4.61 +1.85 19 Oct 71

6.33 + 4.59 = 1 Dec 72

4.55 + 1.04 165405

6.56 + 4.22 1653.00

4.72 + 1.15 169200

6.65 + 4.29 1644.00

4.66 + 1.11 169800

6.92 + 4.31 = 1728.02

~~7.32 + 4.22~~ 24