

Solar Bulletin

Publisher:

THE AMERICAN ASSOCIATION OF VARIABLE STAR OBSERVERS — SOLAR DIVISION

540 NORTH CENTRAL AVENUE
RAMSEY, NEW JERSEY, U.S.A.



EDITOR: C. H. HOSSFELD

Volume 22 Number 3

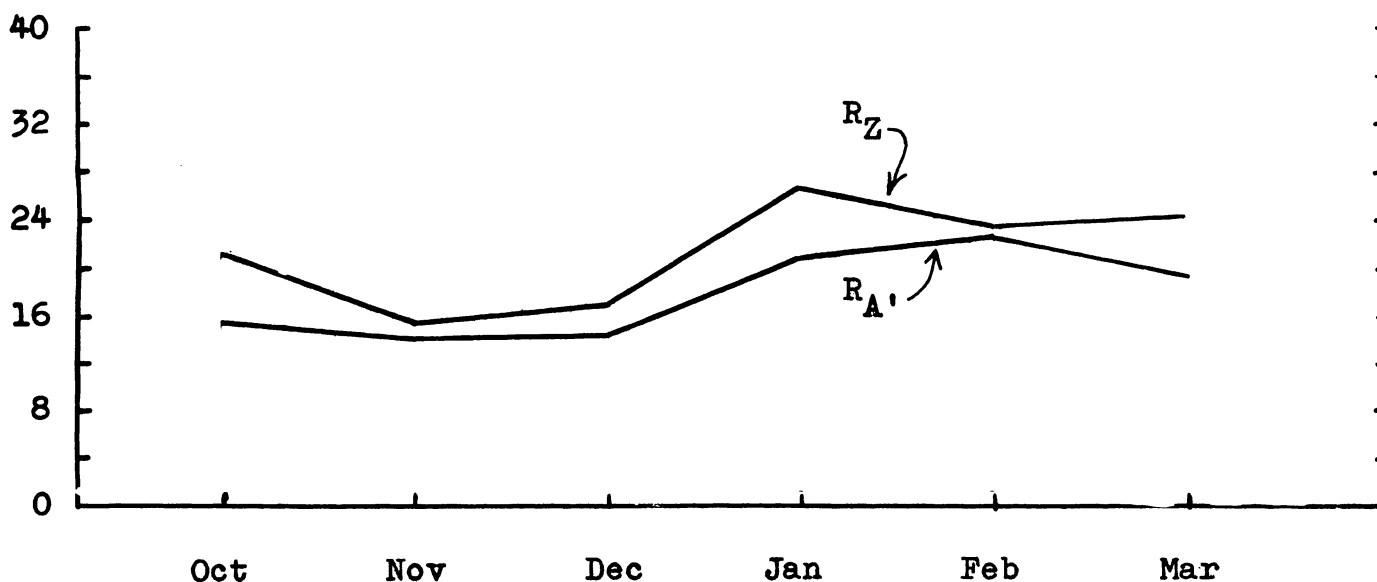
March 1966

SOLAR ACTIVITY DURING MARCH

The largest sunspot group of the present cycle occurred during March and the solar activity associated with its passage was outstanding. Several class 3 flares were reported in this group. The many flares caused numerous ionospheric events and two magnetic storms. Page two shows drawings of this group made on the Mount Wilson 150 ft. tower telescope. The magnetic polarities confirm that it was a gamma group. It can be seen that remarkable growth occurred on the 17th. A second large group appeared at the east limb on the 28th and it too was the source of many flares and other solar activity. Both of these large groups were easily visible to the unaided eye.

The monthly mean of the American sunspot number dropped to 19.4 from 22.8 in February. There were 4 spotless days in March and 5 groups with lifetimes greater than 2 days. This compares with one spotless day and 6 such groups last month. There were no spots in the southern hemisphere during March. This is all the more remarkable considering that there were no southern spots during February either.

RECENT TREND OF RELATIVE SUNSPOT NUMBERS

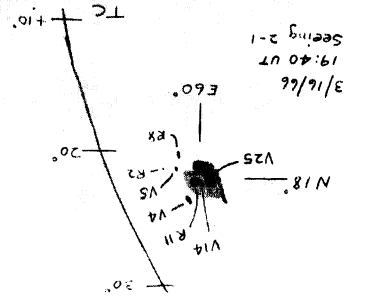


APR 11 1966

(R^A) March 1966

mean = 19.4

1	2	2	2	11	11	11	12	12	12	14	14	15	15	15	15	16	16	16	17	17	18	18	19	19	20	21	21	22	22	23	24	25	26	27	28	29	30	31
---	---	---	---	----	----	----	----	----	----	----	----	----	----	----	----	----	----	----	----	----	----	----	----	----	----	----	----	----	----	----	----	----	----	----	----	----	----	----

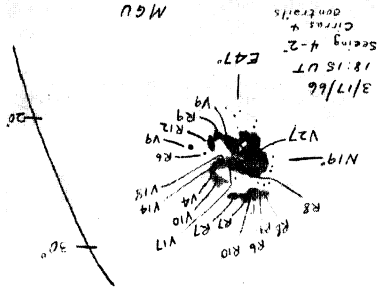


3/16/66
17:30 UT
Seeing 2+
Through heavy clouds
MGU

(R^Z) March 1966

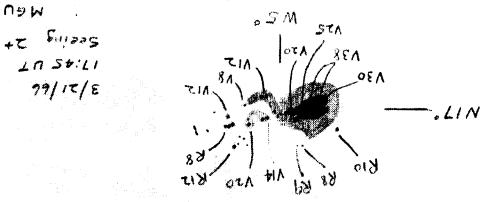
mean = 24.5

1	2	2	3	3	4	4	5	5	6	6	7	7	8	9	9	10	10	10	11	11	11	12	12	13	13	14	14	15	15	16	16	17	17	18	18	19	19	20	21	22	23	24	25	26	27	28	29	30	31	32
---	---	---	---	---	---	---	---	---	---	---	---	---	---	---	---	----	----	----	----	----	----	----	----	----	----	----	----	----	----	----	----	----	----	----	----	----	----	----	----	----	----	----	----	----	----	----	----	----	----	----



3/20/66
19:00 UT
Seeing 1
MGU

Drawings of the large sunspot group that appeared at the east limb on the 15th of March. Magnetic polarities were recorded on the Mount Wilson magnetograph.



3/21/66
17:45 UT
Seeing 2+
MGU